

ANTARES



A solid teal circle containing the text 'ANTARES' and '21 | 23 | 27' in white.

ANTARES  
21 | 23 | 27



THE **ANTARES OUTBOARDS** ARE PERFECTLY  
DESIGNED FOR A FEW DAYS OF **COASTAL**  
**CRUISING**. THEY EXEMPLIFY ALL OF  
BENETEAU'S FORTY YEARS **EXPERIENCE** IN THIS  
**HISTORIC RANGE**, WHICH IS RENOWNED  
WORLDWIDE FOR ITS **SEA-GOING QUALITIES**.  
THESE REMARKABLY **WELL-EQUIPPED**  
AND INTELLIGENTLY DESIGNED ANTARES  
OUTBOARDS PROVIDE A PERFECT  
INTRODUCTION TO CRUISING.



## ➤ THE BEST IN MARINE TECHNOLOGIES

**GARMIN®**

You love getting out on the water. Not a day goes by you don't think of it. The smells, the sounds, the breezes. There's nothing more satisfying. Yet, you seem to have precious little time for your passion. So we design Garmin Marine products to be easy to understand, simple to use, and dependable from one season to the next. That way, whenever you finally have time on the water, your Garmin Marine electronics will occupy precious little of it.



The combination of the Antares and Mercury engine brand provides the ultimate performance, fuel efficiency and reliability for the unparalleled navigation experience. All engines benefit from the most advanced technologies in terms of optimization of fuel consumption and less impact on the environment while ensuring the user a real pleasure of navigation.





21





THE LATEST ANTARES 21 HAS ITS ROOTS  
IN THE THREE VALUES OF **SAFETY**, **SIMPLICITY**  
AND **LIVABLE** THAT HAVE BEEN PRESENT  
SINCE THE BEGINNING OF THIS RANGE.  
A **REPUTABLE BOAT** DESIGNED TO ENJOY  
SHORT COASTAL CRUISES, THE ANTARES 21  
IS EASILY TRANSPORTABLE.

ANTARES 21

# 21



THE ANTARES 21'S INNOVATIVE **FLARED-HULL** BOASTS **SAFETY** AND OUTSTANDING **SEAKEEPING**, OFFERING WONDERFUL DRIVING SENSATIONS. THIS OUTBOARD MOTORBOAT HAS A VERY **ELEGANT SILHOUETTE**, THANKS TO HER CAP'S POWERFUL V PROFILE.



#### HULL LENGTH

21'3"



#### HULL BEAM

8'2"



#### FUEL CAPACITY


45 US gal



#### EC CERTIFICATION

C8/D8

➤ Suiting all tastes and situations, the cockpit's aft bench unfolds into an optional large sunbathing area.



➤ The wheelhouse has a 360° view of the sea. A sliding glass hatch on the roof bathes the interior in natural light, which considerably increases the feeling of space.

➤ The modular bench seat creates an additional double berth, so you can welcome 4 people on board the Antares 21 for an overnight trip.





➤ Dining area with sink, storage, optional 11 US gal refrigerator and gas heater.

➤ The forward cabin offers a bed for 2.

➤ Closet with marine toilets.

#### NAVAL ARCHITECT

BENETEAU POWERBOATS

#### DESIGN

SARRAZIN DESIGN

#### LENGTH OVERALL

24'6"

#### HULL LENGTH

21'3"

#### OVERALL WIDTH

8'4"

#### HULL BEAM

8'2"

#### LIGHT DISPLACEMENT WITHOUT ENGINE (EC)

3639 lbs

#### LIGHT DISPLACEMENT (EC)

4157 lbs

#### AIR DRAFT

7'7"

#### DRAFT MIN/MAX

1'8"/2'7"

#### FUEL TANK

45 US gal

#### WATER TANK

13 US gal

#### MAXIMUM ENGINE POWER

175 HP

#### EC CERTIFICATE

C8/D8

## TECHNICAL SPECIFICATIONS



21



23



**AGILE, POWERFUL** AND VERY **LIVABLE**,  
THE ANTARES 23 OOZES CHARACTER.  
THE IDEAL BOAT FOR **EXPLORING NEW**  
**SHORES**, SHE IS WONDERFUL FOR TAKING  
A BREAK FOR A FEW DAYS, CONFIDENT  
THAT YOU ARE **COMPLETELY SAFE**.

ANTARES 23

# 23



THE ANTARES 23 HAS A NEW **FLARED-OUT HULL** THAT DELIVERS WONDERFUL DRIVING SENSATIONS, WHILE BOASTING EXCELLENT **SEAKEEPING**. THE ANTARES 23 IS FITTED WITH A MERCURY ENGINE WHICH PERFORMS WITH POWER OF UP TO **225 HP**.



#### HULL LENGTH

22'11"



#### HULL BEAM

9'1"



#### FUEL CAPACITY

74 US gal



#### EC CERTIFICATION

C9/D9









## ➤ LOTS TO OFFER FOR HER SIZE

Unique on a boat this size, the Antares 23's habitability sets it apart from other motor cruisers in this category. The wheelhouse is accessed by a large sliding glass door, sheltering a well-equipped modular living space. There is a true double cabin below the wheelhouse at the bow of the boat, with storage and a shower en suite, so you can stay on board for a few days. With walnut stained woodwork, the boat offers a very contemporary atmosphere.



- Cleverly rotating, the large port bench in the helm station offers different positions to the passengers: facing the sea or facing the saloon table. At night time, it can be lowered to convert into an extra-large double berth.





## ➤ DESIGNED TO MAKE LIVING ON BOARD A REAL PLEASURE


The Antares' exterior fittings make coastal cruising feel like a long-distance cruise.



➤ Optional cockpit saloon with aluminium support and sun deck.



➤ Front sundeck.



➤ Overhang stemhead with swimming ladder.





#### NAVAL ARCHITECT

BENETEAU POWERBOATS

#### DESIGN

SARRAZIN DESIGN

#### LENGTH OVERALL

25'6"

#### HULL LENGTH

22'11"

#### OVERALL WIDTH

9'2"

#### HULL BEAM

9'1"

#### LIGHT DISPLACEMENT WITHOUT ENGINE (EC)

4776 lbs

#### LIGHT DISPLACEMENT (EC)

5402 lbs

#### AIR DRAFT

7'8"

#### DRAFT MIN/MAX

2'/2'7"

#### FUEL TANK

74 US gal

#### WATER TANK

26 US gal

#### MAXIMUM ENGINE POWER

225 HP

#### EC CERTIFICATE

C9/D9

## TECHNICAL SPECIFICATIONS



23



27



THE ULTIMATE WEEKENDER! WITH AN  
INNATE SENSE OF **DETAIL** AND **COMFORT**,  
THE ANTARES 27 IS AN INVITATION TO  
SPEND MORE TIME AT SEA. MODERN AND  
**STYLISH**, SHE PRESERVES THE **TRADITIONAL**  
**ELEGANCE** OF AN ESTABLISHED RANGE.  
AUTONOMY, HABITABILITY, PANACHE:  
SHE HAS EVERYTHING TO MAKE SHORT  
CRUISING A **GREAT EXPERIENCE**.

ANTARES 27

# 27

THANKS TO HER **AIRSTEP® HULL**, THE ANTARES 27 CUTS GENTLY THROUGH THE WAVES OFFERING A **COMFORTABLE RIDE** AND SAFE NAVIGATION. WITH UP TO 2X200 HP POWER, THE ANTARES 27 HAS THE LATEST **TECHNOLOGICAL DEVELOPMENTS** IN TERMS OF OUTBOARD ENGINES.



#### HULL LENGTH

26'2"



#### HULL BEAM

9'8"



#### FUEL CAPACITY

2x53 US gal



#### EC CERTIFICATION

B6/C10









## ➤ COMFORTABLE CRUISING

Perfectly fitted out, the Antares 27 is an invitation to get away and relax. She offers a side door opening from the driving station onto a starboard walkway, making manoeuvres easier and safe.



➤ Two separate cabins, one galley and a cleverly fitted shower room make the Antares 27 the ideal boat for cruises with family and friends! With wraparound windows, the pilothouse has a panoramic view and is incredibly bright. There is a real feeling of space and the lounge is smartly organized with a co-pilot seat that swings round. This means you can sit facing the sea or facing the chart table.





➤ MAKE THE MOST OF YOUR LIFE ON BOARD



➤ Wide and secured starboard walkway.



➤ Front sundeck.



➤ Optional cockpit saloon with aluminium support and sun deck.





#### NAVAL ARCHITECT

BENETEAU POWERBOATS

#### DESIGN

SARRAZIN DESIGN

#### LENGTH OVERALL

28'4"

#### HULL LENGTH

26'2"

#### OVERALL WIDTH

9'10"

#### HULL BEAM

9'8"

#### LIGHT DISPLACEMENT WITHOUT ENGINE (EC)

8144 lbs

#### LIGHT DISPLACEMENT (EC)

9387 lbs

#### AIR DRAFT

9'1"

#### DRAFT MIN/MAX

2'/2'11"

#### FUEL TANK

2x53 US gal (OPTION: 2x79 US gal)

#### WATER TANK

42 US gal


#### MAXIMUM ENGINE POWER

2x200 HP

#### EC CERTIFICATE

B6/C10

## TECHNICAL SPECIFICATIONS



27

## > OPTIONS

### EXTERIOR

	ANTARES 21		ANTARES 23		ANTARES 27		
	OPTIONAL EQUIPMENT	INCLUDED IN A PACK	OPTIONAL EQUIPMENT	INCLUDED IN A PACK	OPTIONAL EQUIPMENT	INCLUDED IN A PACK	INCLUDED IN A TRIM LEVEL
Electric windlass	●		●		●		●
Furler for rear anchorage					●		●
Mooring-anchoring kit	●		●		●		
Cockpit sun awning	●		●		●		
Cockpit complete aftclosing	●		●		●		
Cockpit saloon convertible to sunbathing platform	●		●		●		
Forward sunbathing mattress	●		●		●		●
Bathing platform	●	●	●				●
Bow ladder			●		●		
Overhang stemhead with swimming ladder	●		●		●		
LED courtesy lights					●		●
Cockpit shower				●		STANDARD	
Grey blue hull	●		●		●		
Exterior cockpit upholstery		●		●		STANDARD	
Interior table base in the cockpit							
Wood cockpit table	●	●		●			●
Cockpit solid wood slatted floor	●		●				
Cockpit solid wood slatted floor + swim platform	●		●		●		
2 fishing rod holders							
2 <sup>nd</sup> electric wiper + windscreen washer kit	●	●		●		STANDARD	
No bow fitting		●		●			●
Bow thruster	●		●		●		●
Electric flaps					●		
Zipwake automatic flaps					●		
2x79 US gal fuel tank					●		



## INTERIOR

	ANTARES 21		ANTARES 23		ANTARES 27		
	OPTIONAL EQUIPMENT	INCLUDED IN A PACK	OPTIONAL EQUIPMENT	INCLUDED IN A PACK	OPTIONAL EQUIPMENT	INCLUDED IN A PACK	INCLUDED IN A TRIM LEVEL
Opening deck hatch							
Sliding wheelhouse hatch	•	•	•	•			
Electric deck wash pump	•		•		•		
Cold water circuit manual pump							
Electrical system + charger	•		•		•		•
Water heater			•		•		
Gas cooker	•		•				
Microwave oven					•		
Fridge	•			•			•
Air conditioning			•		•		
Generator 3.5 KVA					•		
Diesel heater			•		•		
Electric heater on shore supply					•		
Marine toilet + holding tank	•	•	•	•		STANDARD	
Shower in heads			•				
Water system sink + wash-basin + cockpit shower		•					
Interior curtains		•		•	•		•
Brown oak floor (in wheelhouse)							•
Cabin mattress		STANDARD		STANDARD		STANDARD	
Additional berths in the saloon	•		•		•		•
Overhead lockers in forward cabin					•		
Port side sliding side window							
2 opening portholes (cabin + toilets)			•	•			
Garmin 7 (ECHOMAP PLUS 72CV) multifunction screen		•		•			
Garmin 9 (ECHOMAP PLUS 92SV) multifunction screen		•		•		•	
Garmin 12 (GPSMAP® AP12XSX) multifunction screen						•	
Garmin sensor		•		•		•	
Radar Garmin					•		
VHF Garmin					•		
Fusion audio player		•		•		•	
Fusion loudspeakers		•		•		•	

➤ BE A PART OF OUR HISTORY



# CHOOSING A BENETEAU IS TRUSTING 130 YEARS OF EXPERIENCE AND PASSION, KEEPING "BEST VALUE" CONSTANTLY IN MIND.



- A design office staffed by 120 technicians and engineers.



- A unique dealer network: 400 dealers located all over the world.



- An after-sales service with 50 highly qualified members of staff.



- 12 production sites, including 8 in Vendée, where the group started out.



- 7-year structural warranty and 3 years for parts and labour.





---

**BENETEAU AMERICA**  
105 Eastern Ave, suite 201  
Annapolis MD 21403  
+1 410-990-0270

SPBI SA - Parc d'Activités de l'Eraudière - BP 45 - 85170 DOMPIERRE SUR YON - Tél (33) 2 51 31 78 10 - Fax (33) 2 51 31 78 20 - SA au capital de 51.541.628 - RCS La Roche sur Yon 491 372 702

This document is not contractual. All descriptions, illustrations, etc., are only an indication. We reserve the right to modify or improve our productions without notice.

Ce document n'est pas contractuel. Les descriptions, illustrations, etc. sont données à titre indicatif. Nos modèles peuvent subir certaines modifications ou améliorations de série sans préavis.

Concept and Graphics: **arsmedia** (Turin, Italy) - Photos: Agent Aerials / Jean-Baptiste d'Enquin / Susana Ramirez / Dejan Ristovski









Code 0818GA\_HB